

CHAPTER IV

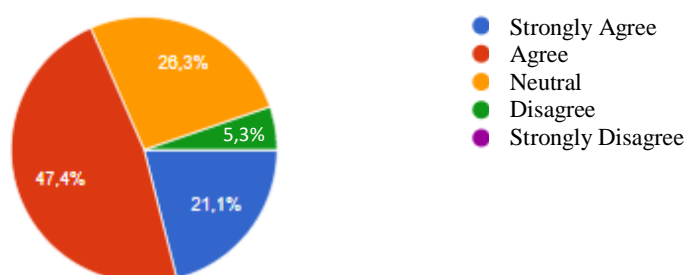
FINDING AND DISCUSSION

This chapter presents findings and discussions of this research to answer the research questions stated in the first chapter, using students' worksheets to improve the effectiveness of English learning at SMP Negeri 17 Kota Jambi. The research results are presented in charts, tables and descriptions, which are described in detail as follows.

4.1. Data Analysis of Questionnaire

Based on a questionnaire that has been distributed through the Google Form link to 76 class VIII students of SMP Negeri 17 Kota Jambi on April 30th, 2021, through the WhatsApp Group of each class VIII student. The following present a pie chart of respondents' answers to each statement in the research questionnaire, and after that the researcher investigated the effectiveness of using student worksheets while study at home during the pandemic.

Lembar kerja pembelajaran Bahasa Inggris saya mudah untuk dipahami.
76 jawaban



Picture 4.1 Diagram of student percentage about students' understanding using English learning worksheets

Based on the diagram, it can be seen that there were 76 student responses to the statement of student understanding when using the English learning worksheet. As for the results, 16 students (21.1%) said they strongly agreed, 36 students (47.4%) said they agreed, 20 students (26.3%) said neutral, and 4 students (5.3%) said disagreed with this statement.

Based on the explanation above, it can be seen that students' understanding when using English learning worksheets is easily understood by students when studying at home.

Pada awal pembelajaran menggunakan lembar kerja ini, ada sesuatu yang membuat saya tertarik untuk menggunakan lembar kerja Bahasa Inggris ini
75 jawaban

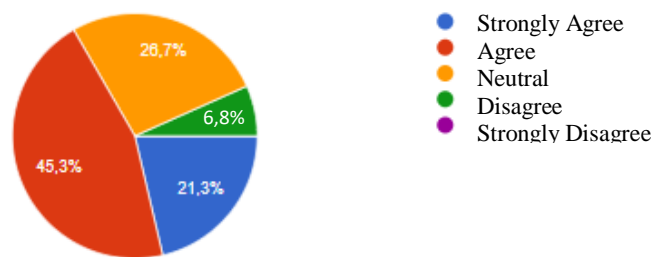


Figure 4.2 Diagram of student percentage about interest at the beginning of learning used English worksheets

Based on the diagram, it can be seen that 75 students' responses about their interest at the beginning of learning used English worksheets. The results were 16 students (21.3%) said they strongly agreed, 34 students (45.3%) said they agreed, 20 students (26.7%) said neutral and 5 students (6.8%) said they did not agree with the statement.

Based on the explanation above, it can be seen that there is something that makes them interested in using this English worksheet. It is evidenced by the percentage of the diagram as much as 45.3% of students agree with the statement.

Variasi kegiatan, tugas, soal latihan, ilustrasi, dan lain-lain pada lembar kerja saya membantu saya mengembangkan kemampuan selama pembelajaran daring di rumah
76 jawaban

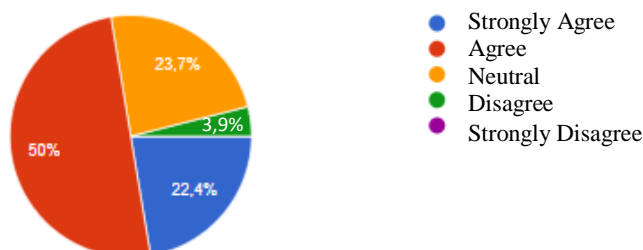
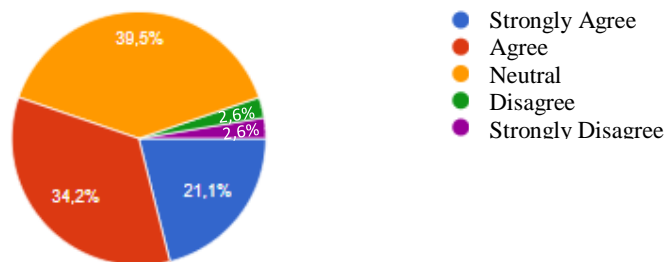


Figure 4.3 Diagram of student percentage about variants of activities on worksheets can develop students' abilities during online learning at home.

Based on the diagram, it can be seen that 76 student responses to statements about activity variants on worksheets can improve students' abilities during online learning at home. As for the results, 17 students (22.4%) said they strongly agreed, 38 students (50%) said they agreed, 18 students (23.7%) said neutral, and 3 other students (3.9%) said they disagreed with the statement.

Based on the explanation above, it can be seen that 38 students agree with the statement about the activity variants on this worksheet that can develop students' abilities during online learning at home. It can also be seen in the percentage of 50%.

Ketika belajar dirumah menggunakan lembar kerja, saya selalu memeriksa kembali hasil pekerjaan yang saya peroleh dan membuat kesimpulan sesuai dengan masalah yang dipertanyakan
76 jawaban



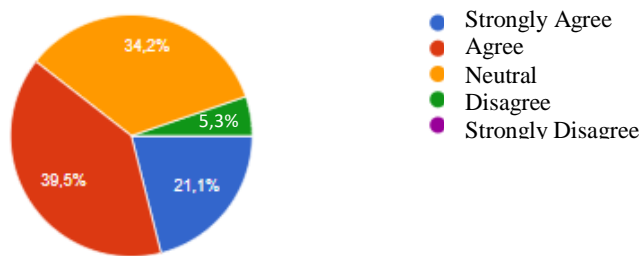
Picture 4.4 Diagram of student percentage about examining work results and conclusions that students draw after using worksheets while studying at home.

Based on the diagram above, it can be seen 76 student responses to statements about the examination of work results and the conclusions that students drew after they used the worksheets while studying at home. The results were 16 students (21.1%) said they strongly agreed, 26 students (34.2%) said they agreed, 30 students (39.5%) said neutral, 2 students (2.6%) said they disagreed, and 2 other students (2.6%) said strongly disagreed with the statement about the frequency of examination of work results and the conclusions that students drew after using the worksheet for students study at home.

Based on the explanation above, it can be seen that students quite agree with the statement of the frequency of examination of work results and

conclusions that students draw after students use worksheets while studying at home. It can be seen with as many as 30 students (39.5%) saying neutral or quite agree.

Dari setiap kegiatan yang ada dalam lembar kerja Bahasa Inggris, saya dapat menyimpulkan dan mengambil ide-ide penting mengenai materi tersebut meskipun hanya melakukan pembelajaran daring di rumah
76 jawaban

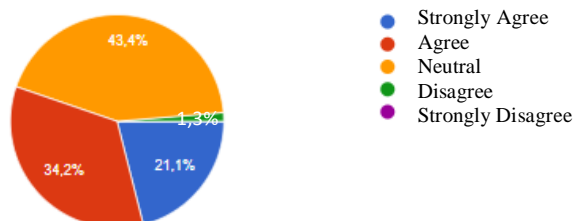


Picture 4.5 Diagram of student percentage about inferring and taking important ideas on student material while studying at home.

Based on the statement diagram there are 76 answers from respondents about conclusions and taking important ideas on student material while studying at home. As for the results, 16 students (21.1%) said they strongly agreed, 30 students (39.5%) said they agreed, 26 students (34.2%) said neutral, and 4 other students (5.3%) said they disagreed with the statement.

Based on the results of the diagram above, it can be seen that students conclude and take important ideas about the material even though they are only doing online learning at home.

Saya dapat menghubungkan isi lembar kerja dengan hal-hal yang telah saya lihat, saya lakukan, atau yang saya pikirkan dalam kehidupan sehari-hari
76 jawaban

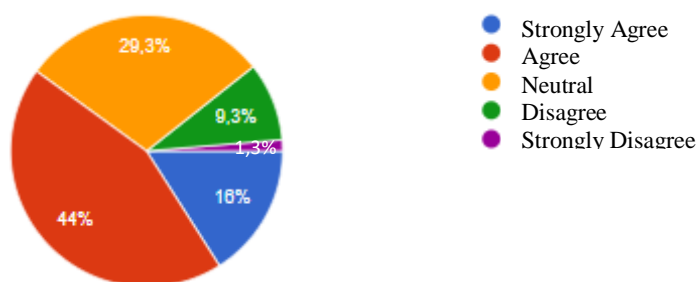


Picture 4.6 Diagram of student percentage on the application of the contents of the English worksheet in everyday life.

Based on the percentage diagram, it can be seen that 76 student responses have been obtained to the statement of the application of the contents of the English worksheet in students' daily lives. The results were 16 students (21.1%) said they strongly agreed, 26 students (34.2%) said they agreed, 33 students (43.4%) said neutral, and 1 other student (1.3%) said they did not agree with the statement.

From the diagram above, it can be concluded that students quite agree with the statement that students can apply the contents of the English worksheet to things they have seen, done, or thought in students' daily lives. It is evidenced by the percentage results on the diagram as many as 33 students (43.4%) said they quite agree with this statement.

Materi dan soal latihan di lembar kerja saya disajikan dengan lengkap sesuai pembelajaran per babnya
75 jawaban

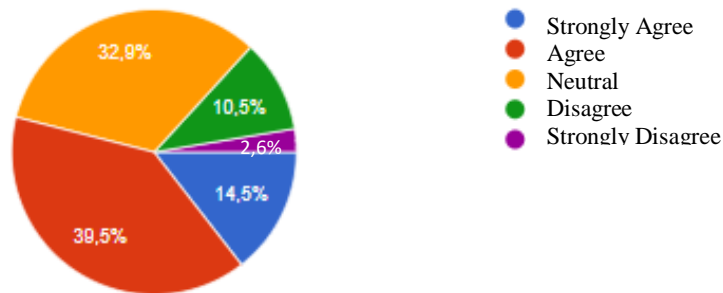


Picture 4.7 Diagram of student percentage about the completeness of the material and worksheet exercises presented per chapter.

Based on the statement diagram there are 75 answers from students about the completeness of the material and worksheet exercises presented per chapter. As for the results, 12 students (16%) said strongly agree, 33 students (44%) said agree, 22 students (29.3%) said neutral, 7 students (9.3%) said disagree, and 1 other student (1.3%) said strongly disagree.

From the diagram above, it can be concluded that the material and practice questions in the worksheets presented are complete according to the learning per chapter.

Dengan adanya lembar kerja berpengaruh terhadap daya serap saya pada pembelajaran daring Bahasa Inggris
76 jawaban

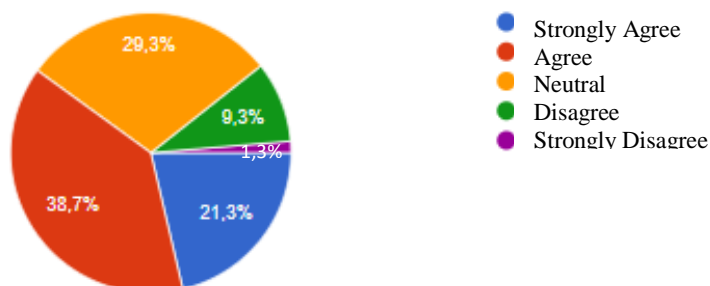


Picture 4.8 Diagram of percentage about the worksheets on students' absorption in English online learning.

Based on the diagram, it can be seen that 76 respondents' answers have been obtained about the worksheets on students' absorption in English online learning. As for the results 11 students (14.5%) said strongly agree, 30 students (39.5%) said agree, 25 students (32.9%) said neutral, 8 students (10.5%) said disagree, and 2 other students (2.6%) said strongly disagree.

Based on the explanation above, it can be seen that the worksheet on the absorption of students' English online learning. It is evidenced by the percentage results on the diagram as many as 30 students (39.5%) said they quite agree with this statement.

Meskipun pembelajaran daring, setelah mempelajari materi-materi pada lembar kerja, membuat saya percaya saya akan berhasil dalam ulangan ataupun tes lainnya
75 jawaban

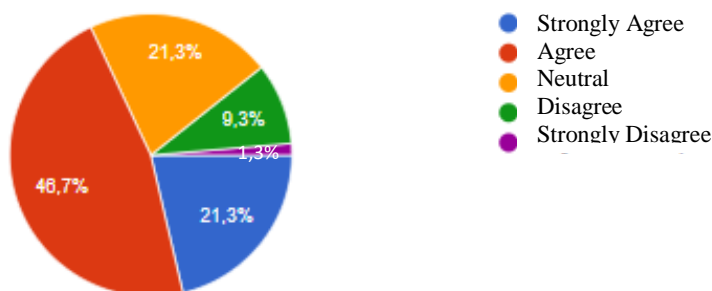


Picture 4.9 Diagram of the student percentage about after studying the material on the worksheet.

Based on the diagram, it can be seen that there have been 75 respondents' responses to the statement of studying the material on the worksheet. The results were 16 students (21.3%) said strongly agree, 29 students (38.7%) said agree, 22 students (29.3%) said neutral, 7 students (9.3%) said disagree, and 1 other student (1.3%) said strongly disagree with this statement.

Based on the explanation above, it can be seen that students agree with the statement that although the learning process takes place online, studying the materials on the worksheets makes students believe that they can succeed in the test. It is in accordance with the results of the diagram of 38.7% which shows students agree.

Isi lembar kerja sangat bermanfaat bagi saya
75 jawaban

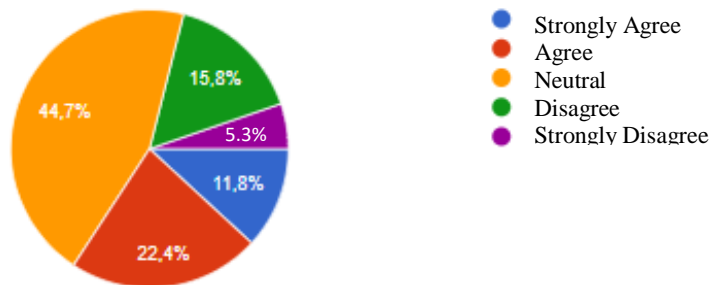


Picture 4.10 Diagram of student percentage about the of worksheet contents for students.

Based on the diagram above, it can be seen that 75 student responses have been obtained to statements about the contents of the worksheet for students. As for the results, 16 students (21.3%) said strongly agree, 35 students (46.7%) said agree, 16 students (21.3%) said neutral, 7 students (9.3%) said disagree, and 1 other student (1.3%) said strongly disagree with this statement.

Based on the explanation above, it can be seen that the contents of the worksheet are useful for students. It is evidenced by the results of the percentage of students by 46.7% who indicate they agree with this statement.

Tidak ada materi dalam lembar kerja yang tidak saya pahami
76 jawaban

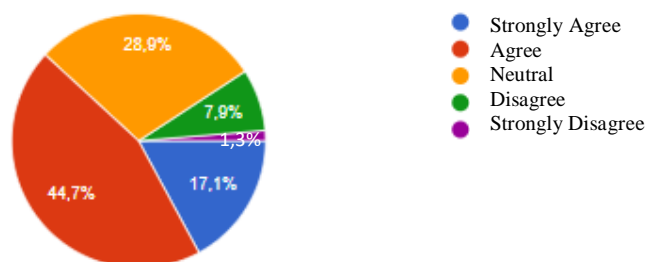


Picture 4.11 Diagram of student percentage about the material on the worksheet that students do not understand

Based on the percentage diagram above, there were 76 respondents' answers about the material on the worksheets that students did not understand. The results obtained from the diagram are, 9 students (11.8%) said strongly agree, 17 students (22.4%) said agree, 34 students (44.7%) said neutral, 12 students (15.8%) said disagree, and 4 other students (5.3%) said strongly disagree with this statement.

Based on the results of the diagram above, it can be seen that students quite agree with this statement, that there is no material on this worksheet that students do not understand. It can be seen with the percentage of 44.7%, which means that students quite agree.

Saya senang mempelajari materi-materi pembelajaran Bahasa Inggris menggunakan lembar kerja
76 jawaban

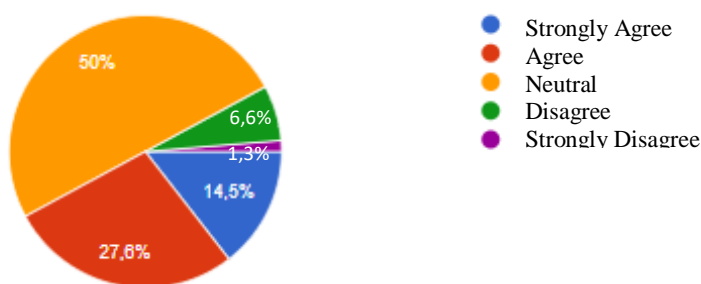


Picture 4.12 Diagram of student percentage about students' enjoyment of learning the material on an English worksheet

Based on the percentage diagram above, 76 respondents' answers have been obtained regarding students' enjoyment of learning the material on the English worksheet. The results obtained are, 13 students (17.1%) said strongly agree, 34 students (44.7%) said agree, 22 students (28.9%) said neutral, 6 students (7.9%) said disagree, and 1 other student (1.3%) said strongly disagree with the statement.

Based on the results of the diagram above, it can be seen that students agree with the statement that they are happy to learn the materials on the English worksheet (44.7%).

Isi lembar kerja sesuai dengan minat saya
76 jawaban



Picture 4.13 Diagram of student percentage about the suitability of the contents of the worksheet with students' interests

Based on the percentage diagram, it can be seen that 76 students' answers have been obtained regarding the suitability of the contents of the worksheets with students' interests. As for the results, 11 students (14.5%) said strongly agree, 21 students (27.6%) said agree, 38 students (50%) said neutral, 5 students (6.6%) said disagree, and 1 other student (1.3%) said strongly disagree with the statement.

Based on the results in the percentage diagram above, it can be seen that students quite agree with the statement regarding the suitability of the contents of the worksheet with students' interests. It can be seen from the results of the percentage which shows 50% which means quite agree.

The results of the analysis of questionnaire results can be seen in the table below:

Table 4.2 Description of Questionnaire Results Data Using Student Worksheets

	N	Range	Min	Max	Mean	Std. Deviation
Questionnaire Results	76	31	36	64	47	6.42

****Source of processed data***

Based on the results of the descriptive statistical analysis in the table above, the standard deviation value is 6.42, the maximum score is 64 and the minimum score is 36, so that a range of 31 is obtained. Moreover, the average score is 47. From the average value, the percentage of the average score can be calculated as follows:

$$\frac{\text{Mean}}{\text{skor max}} \times 100\% = \frac{47}{64} \times 100\% = 73.43\%$$

So it can be concluded that 42 of 76 respondents were given a good perception in using the student worksheets. The results of perceptions can be seen in appendices 3.

Besides, the survey on the use of student worksheets to improve the effectiveness of English learning at SMP Negeri 17 Kota Jambi is also in the effective category with an average score of 73.43%.

4.2. Data Analysis of Student Learning Outcomes

The data on student learning outcomes were taken from mid semester test score and final score of class VIII students of SMP Negeri 17 Kota Jambi.

a. The student's mid semester test score data

The following is a table of mid-semester grades for class VIII SMP Negeri 17 Kota Jambi along with the criteria.

Table 4.3 Mid-semester score data

No.	Name of Students	Score	Criteria
1	ALS	78	Good
2	AFA	78	Good
3	AP	79	Good
4	DRJ	75	Good
5	GF	78	Good

6	MA	80	Excellent
7	NR	83	Excellent
8	ZKZ	80	Excellent
9	CFH	80	Excellent
10	FRA	79	Good
11	FDA	73	Good
12	MFI	75	Good
13	NAYK	78	Good
14	WN	78	Good
15	IH	78	Good
16	MNA	80	Excellent
17	CT	78	Good
18	ATH	79	Good
19	A	60	Enough
20	BR	60	Enough
21	K	70	Good
22	MF	76	Good
23	MRNM	85	Excellent
24	MLA	80	Excellent
25	TPA	78	Good
26	AH	78	Good
27	AZS	80	Excellent
28	DA	80	Excellent
29	FSMAL	78	Good
30	LDM	78	Good
31	MMH	80	Excellent
32	MZPD	85	Excellent
33	R	85	Excellent
34	VDY	80	Excellent
35	AR	60	Enough
36	INA	70	Good
37	MIM	70	Good
38	IPP	77	Good
39	MBS	77	Good
40	NB	80	Excellent
41	PDH	79	Good
42	RAS	85	Excellent

43	CCA	80	Excellent
44	HFAU	80	Excellent
45	MZA	80	Excellent
46	MCP	82	Excellent
47	MGR	77	Good
48	NAR	80	Excellent
49	RSU	72	Good
50	SRS	77	Good
51	TG	75	Good
52	AFR	85	Excellent
53	DA	80	Excellent
54	FYAS	80	Excellent
55	FJM	82	Excellent
56	HDS	86	Excellent
57	MAR	82	Excellent
58	RBC	80	Excellent
59	TPT	83	Excellent
60	AN	79	Good
61	AF	82	Excellent
62	ADS	80	Excellent
63	DRP	85	Excellent
64	L	85	Excellent
65	LA	82	Excellent
66	NA	80	Excellent
67	RH	85	Excellent
68	SM	82	Excellent
69	CAS	89	Excellent
70	CHH	82	Excellent
71	GIS	87	Excellent
72	IPM	87	Excellent
73	NAF	85	Excellent
74	SAA	87	Excellent
75	NAT	82	Excellent
76	NSK	82	Excellent
	Total	6022	
	Average	79.24	

**Source data from SMP Negeri 17 Kota Jambi*

From the data above, it can be seen that the average mid-semester test score is 79.24. Based on the table 3.8, it shows that the criteria for learning outcomes data of mid-semester test score for English learning is good.

b. Final Score data

The following is the final score data presented by the researcher in the table along with the criteria.

Table 4.4 Final Score Data

No.	Name of Students	Score	Criteria
1	ALS	82	Excellent
2	AFA	78	Good
3	AP	80	Excellent
4	DRJ	75	Good
5	GF	78	Good
6	MA	80	Excellent
7	NR	87	Excellent
8	ZKZ	90	Excellent
9	CFH	80	Excellent
10	FRA	79	Good
11	FDA	83	Excellent
12	MFI	85	Excellent
13	NAYK	85	Excellent
14	WN	80	Excellent
15	IH	80	Excellent
16	MNA	85	Excellent
17	CT	85	Excellent
18	ATH	80	Excellent
19	A	75	Good
20	BR	75	Good
21	K	80	Excellent
22	MF	75	Good
23	MRNM	85	Excellent
24	MLA	87	Excellent
25	TPA	80	Excellent
26	AH	78	Good

27	AZS	85	Excellent
28	DA	80	Excellent
29	FSMAL	80	Excellent
30	LDM	80	Excellent
31	MMH	85	Excellent
32	MZPD	87	Excellent
33	R	87	Excellent
34	VDY	80	Excellent
35	AR	78	Good
36	INA	80	Excellent
37	MIM	78	Good
38	IPP	80	Excellent
39	MBS	75	Good
40	NB	85	Excellent
41	PDH	80	Excellent
42	RAS	87	Excellent
43	CCA	80	Excellent
44	HFAU	80	Excellent
45	MZA	85	Excellent
46	MCP	87	Excellent
47	MGR	78	Good
48	NAR	85	Excellent
49	RSU	80	Excellent
50	SRS	70	Good
51	TG	75	Good
52	AFR	94	Excellent
53	DA	85	Excellent
54	FYAS	87	Excellent
55	FJM	87	Excellent
56	HDS	94	Excellent
57	MAR	87	Excellent
58	RBC	85	Excellent
59	TPT	85	Excellent
60	AN	80	Excellent
61	AF	87	Excellent
62	ADS	87	Excellent
63	DRP	90	Excellent

64	L	94	Excellent
65	LA	87	Excellent
66	NA	80	Excellent
67	RH	85	Excellent
68	SM	87	Excellent
69	CAS	90	Excellent
70	CHH	87	Excellent
71	GIS	94	Excellent
72	IPM	90	Excellent
73	NAF	87	Excellent
74	SAA	89	Excellent
75	NAT	85	Excellent
76	NSK	85	Excellent
	Total	6322	
	Average	83.19	

**Source data from SMP Negeri 17 Kota Jambi*

From the table above, it can be seen that the average student learning outcomes in the final score are 83.19. Based on the table 3.8, show the criteria for learning English results "Excellent". It is in terms of numeric and criteria which show that student learning outcomes in learning English at home during the pandemic use student worksheets.

Table 4.5 Mid Semester and Final Score Scores and Criteria

No. Responden	Nilai Mid	Criteria	Nilai Final	Criteria	Keterangan
1	78	Good	82	Excellent	Increase
2	78	Good	78	Good	Fixed
3	79	Good	80	Excellent	Increase
4	75	Good	75	Good	Fixed
5	78	Good	78	Good	Fixed
6	80	Excellent	80	Excellent	Fixed
7	83	Excellent	87	Excellent	Increase
8	80	Excellent	80	Excellent	Fixed
9	80	Excellent	80	Excellent	Fixed
10	79	Good	79	Good	Fixed
11	73	Good	83	Excellent	Increase
12	75	Good	85	Excellent	Increase

13	78	Good	85	Excellent	Increase
14	78	Good	80	Excellent	Increase
15	78	Good	80	Excellent	Increase
16	80	Excellent	85	Excellent	Increase
17	78	Good	85	Excellent	Increase
18	79	Good	80	Excellent	Increase
19	60	Enough	75	Good	Increase
20	60	Enough	75	Good	Increase
21	70	Good	80	Excellent	Increase
22	76	Good	75	Good	Decrease
23	85	Excellent	85	Excellent	Fixed
24	80	Excellent	87	Excellent	Increase
25	78	Good	80	Excellent	Increase
26	78	Good	78	Good	Fixed
27	80	Excellent	85	Excellent	Increase
28	80	Excellent	80	Excellent	Fixed
29	78	Good	80	Excellent	Increase
30	78	Good	80	Excellent	Increase
31	80	Excellent	85	Excellent	Increase
32	85	Excellent	87	Excellent	Increase
33	85	Excellent	87	Excellent	Increase
34	80	Excellent	80	Excellent	Fixed
35	60	Enough	78	Good	Increase
36	70	Good	80	Excellent	Increase
37	70	Good	78	Good	Increase
38	77	Good	80	Excellent	Increase
39	77	Good	75	Good	Decrease
40	80	Excellent	85	Excellent	Increase
41	79	Good	80	Excellent	Increase
42	85	Excellent	87	Excellent	Increase
43	80	Excellent	80	Excellent	Fixed
44	80	Excellent	80	Excellent	Fixed
45	80	Excellent	85	Excellent	Increase
46	82	Excellent	87	Excellent	Increase
47	77	Good	78	Good	Increase
48	80	Excellent	85	Excellent	Increase
49	72	Good	80	Excellent	Increase

50	77	Good	80	Excellent	Increase
51	75	Good	75	Good	Fixed
52	85	Excellent	94	Excellent	Increase
53	80	Excellent	85	Excellent	Increase
54	80	Excellent	87	Excellent	Increase
55	82	Excellent	87	Excellent	Increase
56	86	Excellent	94	Excellent	Increase
57	82	Excellent	87	Excellent	Increase
58	80	Excellent	85	Excellent	Increase
59	83	Excellent	85	Excellent	Increase
60	79	Good	80	Excellent	Increase
61	82	Excellent	87	Excellent	Increase
62	80	Excellent	87	Excellent	Increase
63	85	Excellent	90	Excellent	Increase
64	85	Excellent	94	Excellent	Increase
65	82	Excellent	87	Excellent	Increase
66	80	Excellent	80	Excellent	Fixed
67	85	Excellent	85	Excellent	Fixed
68	82	Excellent	87	Excellent	Increase
69	89	Excellent	90	Excellent	Increase
70	82	Excellent	87	Excellent	Increase
71	87	Excellent	94	Excellent	Increase
72	87	Excellent	90	Excellent	Increase
73	85	Excellent	87	Excellent	Increase
74	87	Excellent	89	Excellent	Increase
75	82	Excellent	85	Excellent	Increase
76	82	Excellent	85	Excellent	Increase
	6022		6322		
	79.24		83.19		

****Source data processing***

From the table scores and criteria for student learning outcomes in the mid-semester test scores and final scores above, it can be seen that students with respondent numbers 1, 3, 7, 11-21, 24-25, 27, 29-33, 35-38, 40- 42, 45-50, 52-65, 68-76 show that their learning outcomes have increased. It can be seen in the table below:

Table 4.6 Raised Grade Qualification

No. Responden	Mid semester score	Criteria	Final Score	Criteria
1	78	Good	82	Excellent
3	79	Good	80	Excellent
7	83	Excellent	87	Excellent
11	73	Good	83	Excellent
12	75	Good	85	Excellent
13	78	Good	85	Excellent
14	78	Good	80	Excellent
15	78	Good	80	Excellent
16	80	Excellent	85	Excellent
17	78	Good	85	Excellent
18	79	Good	80	Excellent
19	60	Enough	75	Good
20	60	Enough	75	Good
21	70	Good	80	Excellent
24	80	Excellent	87	Excellent
25	78	Good	80	Excellent
27	80	Excellent	85	Excellent
29	78	Good	80	Excellent
30	78	Good	80	Excellent
31	80	Excellent	85	Excellent
32	85	Excellent	87	Excellent
33	85	Excellent	87	Excellent
35	60	Enough	78	Good
36	70	Good	80	Excellent
37	70	Good	78	Good
38	77	Good	80	Excellent
40	80	Excellent	85	Excellent
41	79	Good	80	Excellent
42	85	Excellent	87	Excellent
45	80	Excellent	85	Excellent
46	82	Excellent	87	Excellent
47	77	Good	78	Good
48	80	Excellent	85	Excellent
49	72	Good	80	Excellent
50	70	Good	80	Excellent
52	85	Excellent	94	Excellent
53	80	Excellent	85	Excellent
54	80	Excellent	87	Excellent
55	82	Excellent	87	Excellent
56	86	Excellent	94	Excellent

57	82	Excellent	87	Excellent
58	80	Excellent	85	Excellent
59	83	Excellent	85	Excellent
60	79	Good	80	Excellent
61	82	Excellent	87	Excellent
62	80	Excellent	87	Excellent
63	85	Excellent	90	Excellent
64	85	Excellent	94	Excellent
65	82	Excellent	87	Excellent
68	82	Excellent	87	Excellent
69	82	Excellent	90	Excellent
70	89	Excellent	87	Excellent
71	82	Excellent	94	Excellent
72	87	Excellent	90	Excellent
73	87	Excellent	87	Excellent
74	85	Excellent	89	Excellent
75	87	Excellent	85	Excellent
76	82	Excellent	85	Excellent

**Source data processing*

Table 4.7 Fixed Grade Qualification

2	78	Good	78	Good
4	75	Good	75	Good
5	78	Good	78	Good
6	80	Excellent	80	Excellent
8	80	Excellent	80	Excellent
9	80	Excellent	80	Excellent
10	79	Good	79	Good
23	85	Excellent	85	Excellent
26	78	Good	78	Good
28	80	Excellent	80	Excellent
34	80	Excellent	80	Excellent
43	80	Excellent	80	Excellent
44	80	Excellent	80	Excellent
51	75	Good	75	Good
66	80	Excellent	80	Excellent
67	85	Excellent	85	Excellent

**Source data processing*

Table 4.8 Declining Grade Qualification

22	76	Good	75	Good
39	77	Good	75	Good

**Source data processing*

Based on the three tables above, the results of the percentage of learning outcomes of SMP Negeri 17 Kota Jambi students using student worksheets in learning English at home during the pandemic, namely: 76.31% (58 students) increased scores, 21.05% (16 students) fixed scores , and 2.63% (2 students) declining score.

4.3. Discussions

The teacher plays an essential role in the learning process, including delivering material so that students, especially English subjects, can well receive the material. Plus, this change in the online learning system causes teachers to be creative and innovative in delivering the material. However, let us look at the students' field at SMP Negeri 17 Kota Jambi. It becomes an obstacle for teachers in delivering the material because not all the students hold gadgets and have the internet to support online learning.

Student worksheets become media that can cover all students. Besides, worksheets can assist teachers in conveying information (knowledge, attitudes, and performance) that cannot be conveyed verbally. This worksheet serves as a student guide in learning and discovering concepts through activities carried out by students during online learning.

Data from a survey questionnaire of the use students' worksheets to improve the effectiveness of English learning at SMP Negeri 17 Kota Jambi. The analysis of survey data of questionnaire distributed to 76 respondents of grade VIII students of SMP Negeri 17 Kota Jambi showed that respondents were given a good perception of the use of worksheets. Questionnaire data also showed an average percentage of 73.43%. It means that the results of the survey questionnaire on the use of student worksheets to improve the English learning at SMP Negeri 17 Kota Jambi while they study at home during this pandemic are included in the effective category.

It is evidenced in the analysis of student learning outcomes at SMP Negeri 17 Kota Jambi in using student worksheets to improve the effectiveness of English learning at home during the pandemic which showed an increase from

their mid-semester test score to their final score. It increases can be seen in the results of the analysis of the percentage of 76.31% and the average final score of students has reached 83.19.

Based on the description above, it can be concluded that students' worksheets do not reduce the amount of information they can get from the teacher when they receive information orally at school, using the student activity sheet to guide students who are used for carrying out investigations or problem-solving means that students can improve their understanding by guiding the student worksheet. In line with Prastowo (2011 p.204), worksheets are printed teaching materials in paper sheets containing materials, summaries, and instructions for implementing learning tasks that students must carry out, which refers to the essential competencies achieved. Thus, the teacher does not need time to keep repeating the same material for students understanding. The achievement of English learning competence during online activities can continue to run correctly.

The research results are almost similar to this research in Riza's research entitled, "*Meningkatkan Motivasi Belajar Siswa Dengan Penggunaan LKS Mata Pelajaran Kebudayaan Islam Kelas IV MDA Darussalam Pasir Pangaraian*". The thesis concluded that there was an effect of worksheets in increasing students' learning motivation after the action. It is evidenced from the results before 49.1% and after the action increased by 70.9%.

Another similar study in Jannati's study entitled, "*Penggunaan Lembar Kerja Siswa (LKS) berbasis Keterampilan Generik Sains Terhadap Hasil Belajar Biologi Siswa*". In her research, Jannati concluded that there was a significant effect in the use of generic science skill-based worksheets by showing that the alternative hypothesis (H_1) was accepted ($t_{\text{count}} = 1.87 > t_{\text{table}} = 1.66$).

Similar research is also found in Astuti's research entitled, "*Efektivitas Penggunaan Lembar Kerja Siswa Pada Pembelajaran Matematika Pokok Bahasan Bilangan Bulat Ditinjau Dari Hasil Belajar dan Pemahaman Siswa Kelas VII SMP Joannes Bosco Yogyakarta*". In the results of her research analysis, Astuti concluded that the use of worksheets was effective in learning on integer material this was shown in student learning outcomes of 78.26%.